

Fall 2020

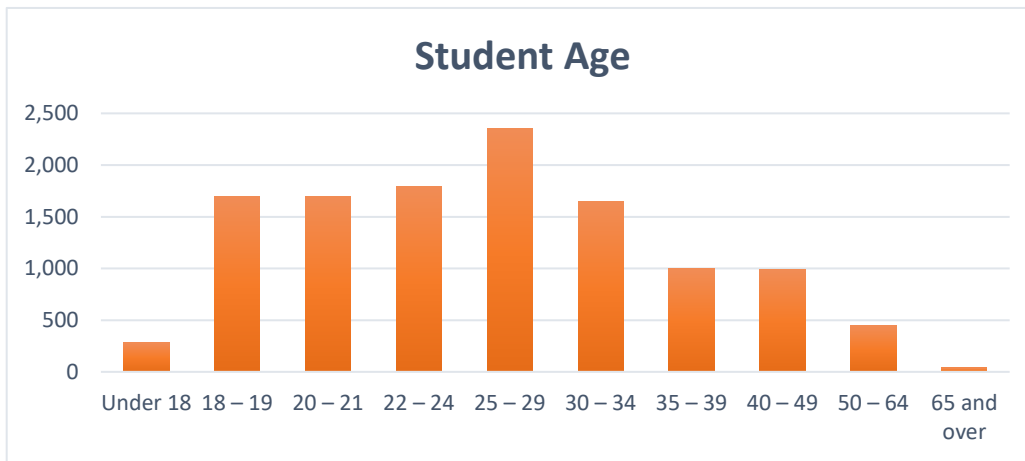
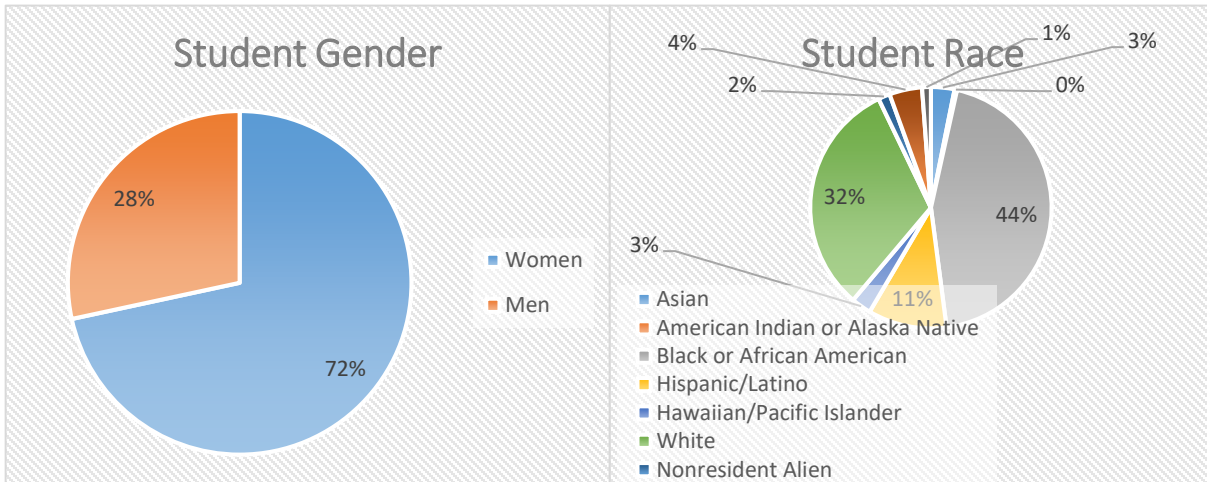
Fourteenth-Day Enrollment Report



Table of Contents

	page no.
Student Demographics	1
Gender	
Ethnicity	
Age	
General Statistics	2
Full-time/Part-time Status	
Scheduled Credit Hours/ FTE's	
Campus	
Enrollment by Admission Status	3
Enrollment by Classification	3
Enrollment by Division	4
Enrollment by Award	4
Enrollment by Course Location, SCH	5
Top Ten Most Popular Majors	6
College-wide Enrollment by Program	7

Student Demographics

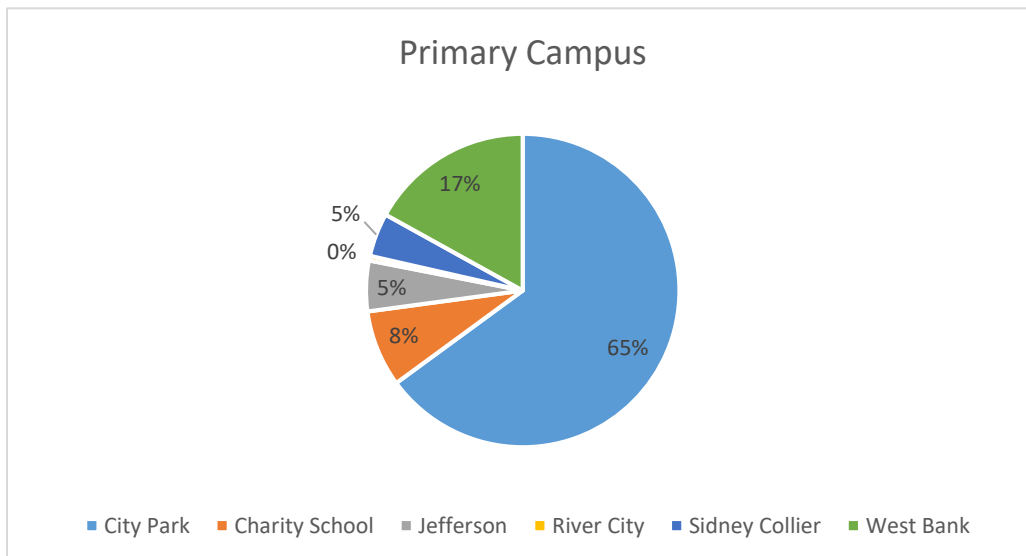
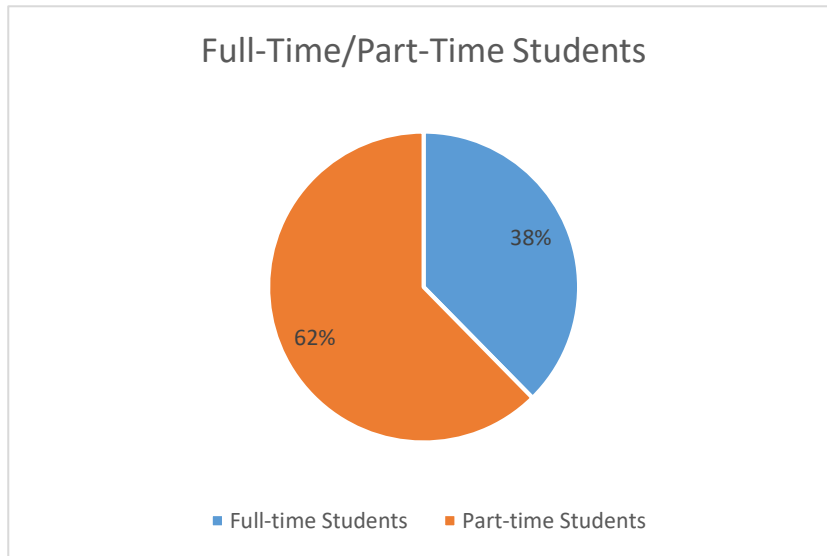


Gender & Race	Fall 2020	
	Number	Percent
Women	8,567	72%
Men	3,394	28%

Asian	377	3%
American Indian or Alaska Native	39	0%
Black or African American	5,316	44%
Hispanic/Latino	1,262	11%
Hawaiian/Pacific Islander	320	3%
White	3,794	32%
Nonresident Alien	188	2%
Two or More Races	524	4%
Race & Ethnicity Unknown	141	1%
Total	11,961	100%

Age	Fall 2020	
	Number	Percent
Under 18	284	2%
18 – 19	1,698	14%
20 – 21	1,697	14%
22 – 24	1,795	15%
25 – 29	2,357	20%
30 – 34	1,646	14%
35 – 39	999	8%
40 – 49	992	8%
50 – 64	451	4%
65 and over	42	0%
Total	11,961	100%
Average Age	28.1	

General Statistics

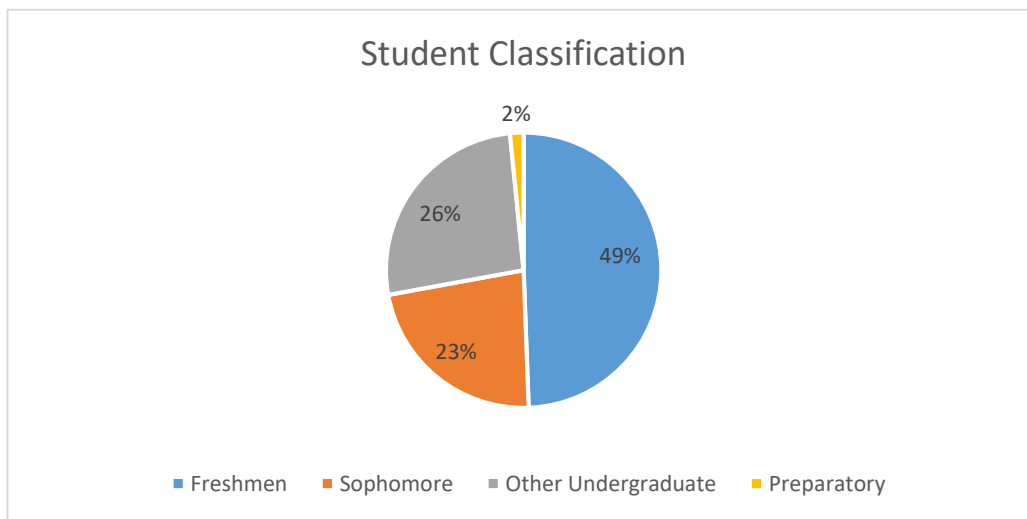
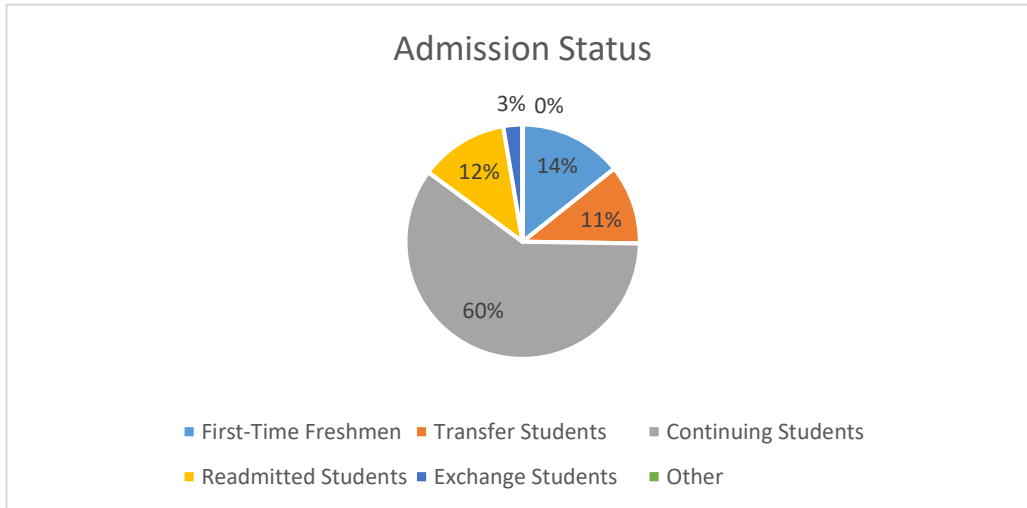


Full-Time/Part-Time Status	Fall 2020	
	Number	Percent
Full-time Students	4,502	38%
Part-time Students	7,459	62%

SCH	114,103	
FTE (based on 12 SCH)	9,509	
Total Credit Enrollment	11,961	100%

Campus	Fall 2020	
	Number	Percent
City Park	7,768	65%
Charity School	947	8%
Jefferson	624	5%
River City	57	0%
Sidney Collier	537	4%
West Bank	2,028	17%
Enrollment	11,961	100%

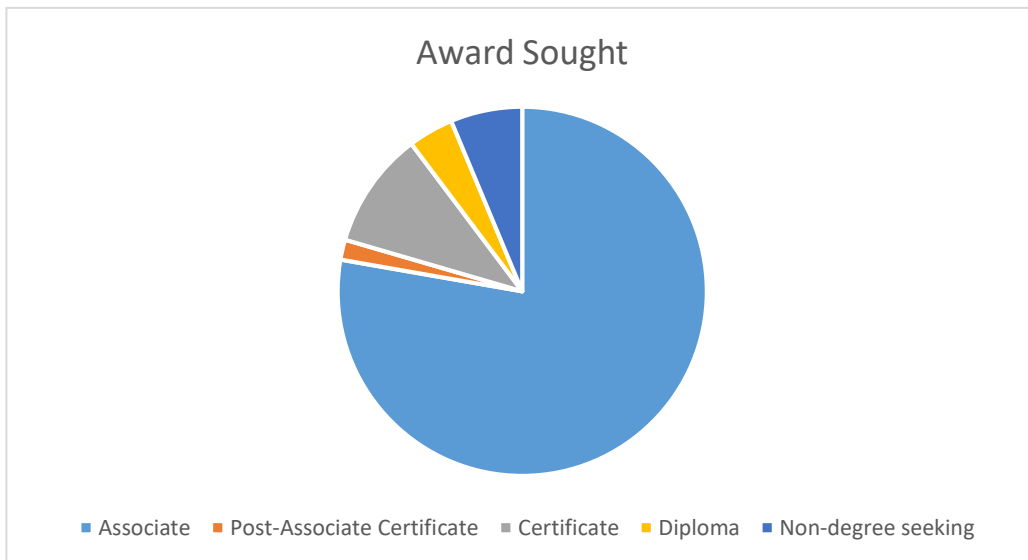
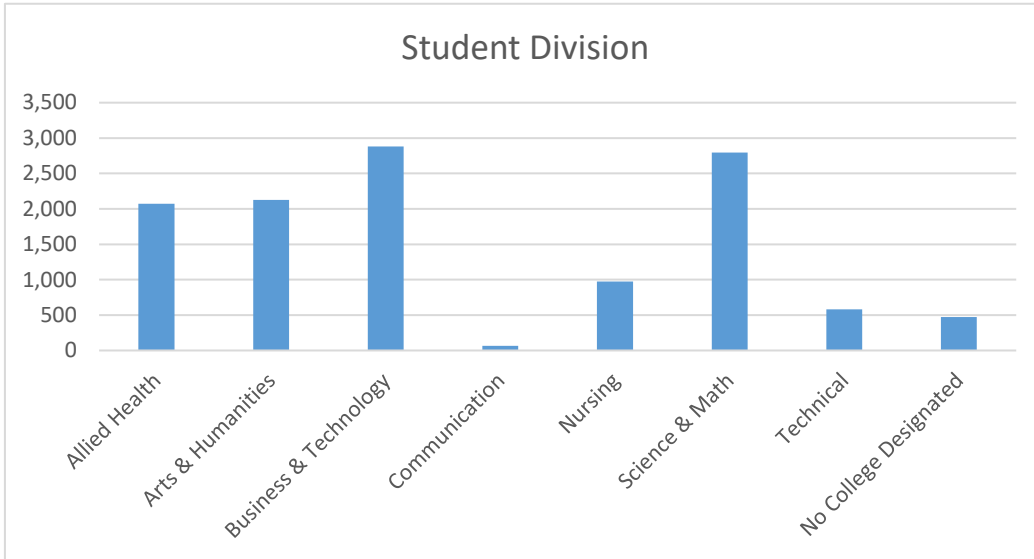
Enrollment by Admission Status & Classification



	Fall 2020	
Admission Status	Number	Percent
First-Time Freshmen	1,708	14%
Transfer Students	1,310	11%
Continuing Students	7,163	60%
Readmitted Students	1,462	12%
Exchange Students	317	3%
Other	1	0%
Total	11,961	100%

	Fall 2020	
Classification	Number	Percent
Freshmen	5,911	49%
Sophomore	2,716	23%
Other Undergraduate	3,144	26%
Preparatory	190	2%
Total	11,961	100%

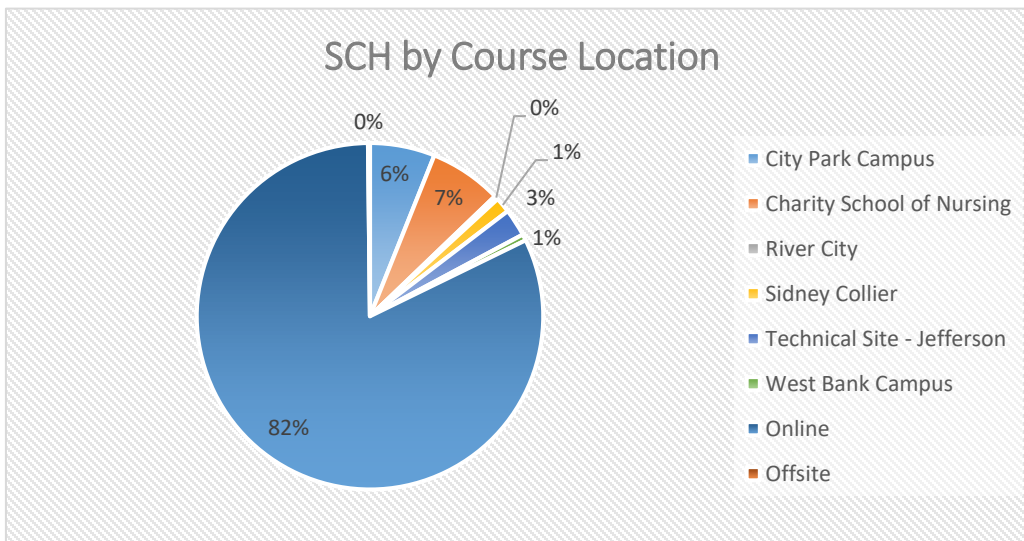
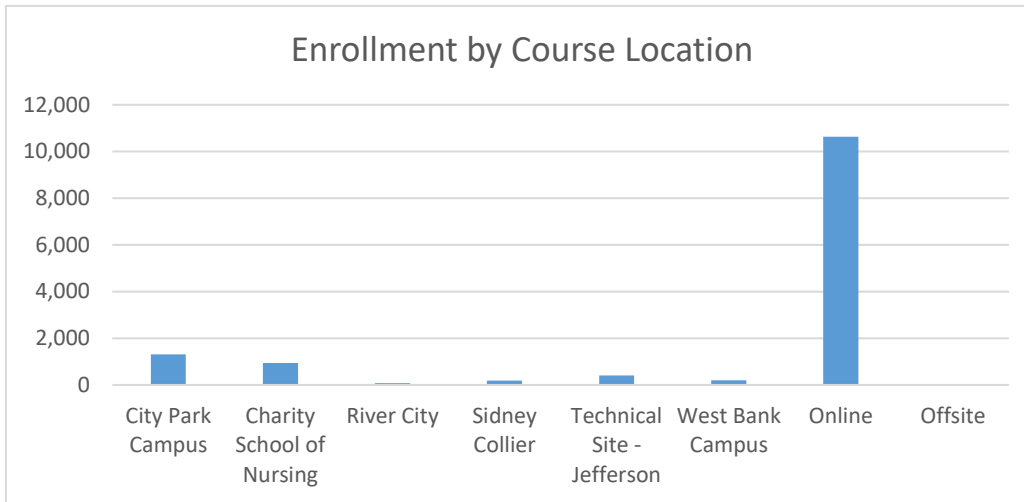
Enrollment by Division & Award



Division	Fall 2020	
	Number	Percent
Allied Health	2,071	17%
Arts & Humanities	2,125	18%
Business & Technology	2,881	24%
Communication	64	1%
Nursing	976	8%
Science & Math	2,794	23%
Technical	579	5%
No College Designated	471	4%
College Total	11,961	100%

Award	Fall 2020	
	Number	Percent
Associate	9,300	78%
Post-Associate Certificate	210	2%
Certificate	1,224	10%
Diploma	475	4%
Non-degree seeking	752	6%
College Total	11,961	100%

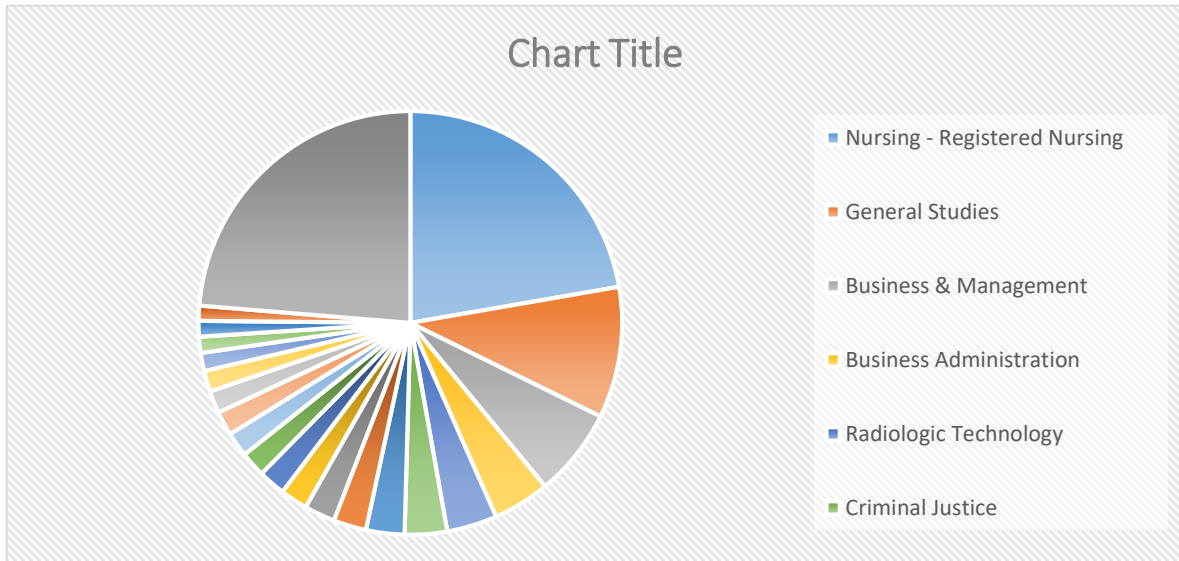
Enrollment by Course Location/Class Campus



Fall 2020 Campus	Enrollment by Course Location		SCH by Course Location	
	Number	Percent	SCH	Percent
City Park Campus	1,314	10%	6,886	6%
Charity School of Nursing	934	7%	7,685	7%
River City	73	1%	411	0%
Sidney Collier	193	1%	1,641	1%
Technical Site - Jefferson	407	3%	2,917	3%
West Bank Campus	199	1%	664	1%
Online	10,624	77%	93,257	82%
Offsite	36	0%	206	0%
College Total	13,780	100%	113,667	100%

Because students may enroll in courses at multiple locations, the combined figure is more than the headcount total.

Top Twenty Most Popular Majors



Top Twenty Most Popular Majors	Fall 2020	
	Number	Percent
Nursing - Registered Nursing	2664	22.3%
General Studies	1197	10.0%
Business & Management	807	6.7%
Business Administration	520	4.3%
Radiologic Technology	459	3.8%
Criminal Justice	386	3.2%
Accounting	351	2.9%
Nursing - Practical Nursing	300	2.5%
Undecided	281	2.3%
Physical Therapy Assistant	250	2.1%
Transfer Degree - A.S.	249	2.1%
Computer Information Tech	230	1.9%
Transfer Degree - A.A.	225	1.9%
Care & Development of Young Children	221	1.8%
Non-degree Seeking, No Major	203	1.7%
Non-degree: Dual Enrollment	191	1.6%
Visual Communications-Graphic Design	165	1.4%
Funeral Service Education	147	1.2%
Surgical Technology	143	1.2%
Culinary Arts	138	1.2%
Other Majors	2,834	23.7%
Total	11,961	100%

College-wide Enrollment by Program

Programs of Study	Fall 2020
English as a Second Language - DE	72
English as a Second Language - N	5
Non-degree Seeking, No Major	203
Non-degree: Dual Enrollment	191
Undecided	281
Uncommitted Students	752
A+ Certification	2
Application Programming	0
Cloud Computing	11
Computer Information Tech	230
Computer Network Tech	103
Information Security/Assur	2
Information Tech Support	3
Net+ Certification	1
Web Site Design	18
Computer & Information Science	370
Barber-Styling	36
Cosmetology	90
Culinary Arts	138
Culinary Management	8
Entry Level Line Cook	7
Funeral Service Education	147
Pastry Arts	26
Personal & Culinary Services	452
Teaching Grades 1-5	125
Education	125
Archit/Design Construct Tech	66
AutoCAD	5
Civil & Construction Applied Engin	56
Design & Drafting Technology	45
Elect Engineering Technology	92
Electronics Service Technology	25
Instrumentation and Control	26
Engineering Technologies	315
American Sign Language Interp	64
Foreign Languages, Literatures	64
Care & Development of Young Chi	221
Child Development Associate	7
Family & Consumer/Human Scie	228

Programs of Study	Fall 2020
Paralegal Studies	11
Legal Professions and Studies	11
General Studies	1,197
Transfer Degree - A.A.	225
Transfer Degree - A.S.	249
Liberal Arts & Sciences, General	1,671
Science Laboratory Technology	40
Science Technologies/Technicia	40
Criminal Justice	386
Fire Science Technology	35
Homeland Security, Law Enforce	421
Carpentry	2
Electric Line Helper	4
Electrical Technology	0
Electrician: Commercial	41
Electrician: Residential	49
Electrician: Small Industrial	9
Marine/Maintenance Electrical Ap	2
Residential Construction	27
Construction Trades	134
AC: Certified HVAC Technician	47
AC: Master HVAC/R Technician	49
Automotive Tech/Mech	123
Computer Electronics Service	24
Industrial Maintenance Tech	7
Motor Veh Maint & Light Repair	1
Mechanic & Repair Technologies	251
Machine Tool Technology	0
Precision Machining	16
Welding	76
Precision Production	92
Digital Photography	24
Visual Communications-Graphic D	165
Visual & Performing Arts	189

College-wide Enrollment by Program

Programs of Study	Fall 2020
Certified Nursing Assistant	6
Diagnostic Medical Sonography	126
Dialysis Technician	3
EKG Technician	5
EMT - Basic	34
EMT - Paramedic	50
Health Information Technology	66
Massage Therapy	33
Medical Coding	84
Medical Laboratory Technician	93
Medical Registration Specialist	43
Nuclear Medicine Technology	26
Nursing - Practical Nursing	300
Nursing - Registered Nursing	2,664
Occupational Therapy Assistant	116
Ophthalmic Medical Assistant	12
Pharmacy Technician	95
Phlebotomy Technician	6
Physical Therapy Assistant	250
Polysomnographic Technology	11
Radiation Therapy	58
Radiologic Technology	459
Respiratory Care Technology	87
Surgical Technology	143
Veterinary Technology	129
Health Professions & Programs	4,899
Accounting	351
Accounting Office Assistant	31
Banking & Lending Asst	9
Business & Management	807
Business Administration	520
Business System Design	4
Entrepreneurship	28
Hospitality Management	100
Human Resources	37
Logistics Technology	17
Quickbooks	2
Real Estate	40
Retail Management	1
Business, Management, Marketi	1,947
Total	11,961


Suggested Citation

Fourteenth-Day Enrollment Report Fall 2020, September 2020. (Office of Planning and Research), Delgado Community College, New Orleans.

Content Contact

Brian Auriti, MLIS

Research Manager, Institutional Research

bauriti@dcc.edu

The Office of Planning and Research's staff provide the administration, faculty, and staff with data resources for use in decision making, assessment, and institutional effectiveness initiatives.

Additional resources

Statistical Reports in DocuShare:

<http://docushare3.dcc.edu/docushare/dsweb/View/Collection-79>

Office Webpage:

<http://www.dcc.edu/administration/offices/research/institutional-research/default.aspx>